faulty model]: iPad air2

[fault phenomenon]: no charging

The customer said that the flat charging wire bonding interface was broken.

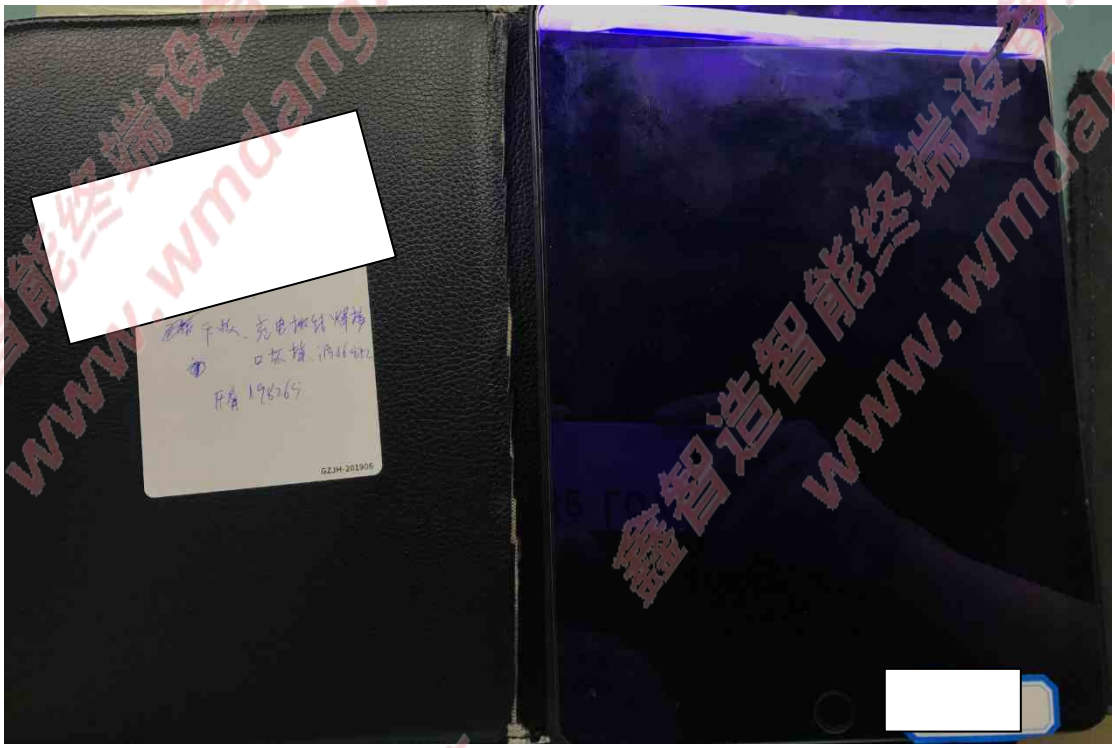

[maintenance process]:

There is no charge reaction after receiving the flat plate and the charger. It is said that the welding interface of the charging cable is broken. Dismantle the machine and the tail plug cable has been removed.



Observe under the microscope that the solder joint of the pad has been dropped.

鑫智造智能终端设备维修查询系统 www.wmdang.com



It looks like when removing the tail patch cord, it is hard to remove it before the temperature reaches, causing the solder pad to fall off. It’s just a matter of scraping off the flying wire to make up the spot.



鑫智造智能终端设备维修查询系统 www.wmdang.com

Just fly a few ground wires, and then solidify them with green oil.



Scrape off the green oil on the welding spot, and then the tail can be inserted and welded.

鑫智造智能终端设备维修查询系统 www.wmdang.com



[repair result]:

Next, after the installation test, the charging is restored to normal, the sound is normal, and the function is normal. This is the end of the maintenance. This fault is caused by the improper operation of the tail plug pad during the replacement of the tail plug.

鑫智造智能终端设备维修查询系统 www.wmdang.com



鑫智造智能终端设备维修查询系统 www.wmdang.com